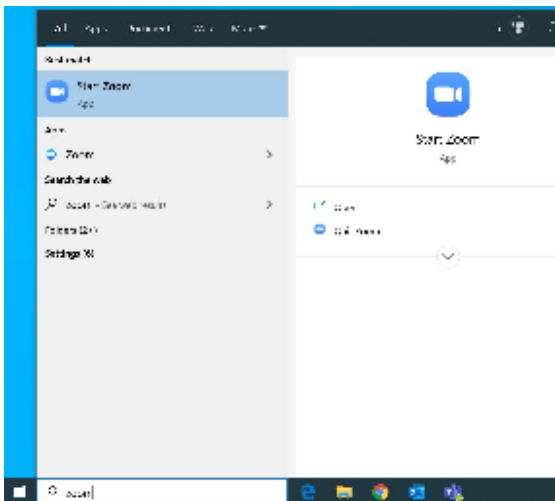


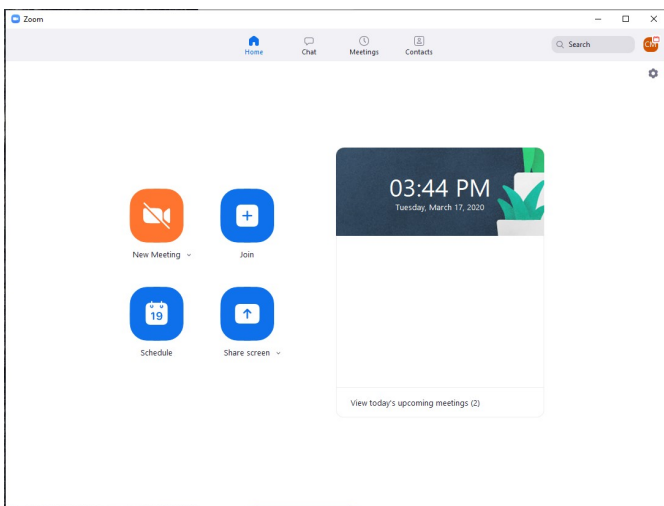
Check to make sure your Signed in before joining or hosting a meeting

This article will help users ensure they are signed into Zoom Using their PCCC Credentials

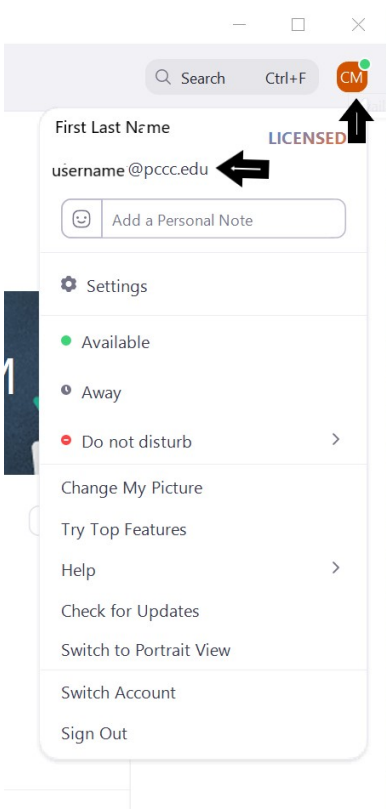
1. Open the Zoom Application



2. On the home screen click the Icon in the upper right



3. The email address should be (Username)@students.pccc.edu, (Username)@adjuncts.pccc.edu or (Username)@pccc.edu



If (Username)@students.pccc.edu, (Username)@adjuncts.pccc.edu or (Username)@pccc.edu is not displayed, Click "Sign out" and follow the directions for [Signing into Zoom with PCCC Credentials](#)

Related articles

- [Portfolios in Blackboard](#)
- [Student advocacy services](#)
- [PCCC Laptop OWN Program](#)
- [IT Service Status](#)
- [Problems with third-party content in Blackboard](#)